




2022010 Free State Pro Kennex Mini 1  
BS 10

Box 1

				1.	2.	3.	4.	5.
TSA121223	FS		1. [1] VAN NIEKERK Juvan		7-0	9-0	5-3	7-1
TSA121414	FS		2. BRISLEY Gerrit	0-7		6-0	2-5	3-3
TSA141089	FS		3. NEL Joshua	0-9	0-6		1-7	1-5
TSA121415	FS		4. VAN DER MERWE Lian	3-5	5-2	7-1		4-3
TSA121404	FS		5. FOURIE Louis	1-7	3-3	5-1	3-4	




Standings	Points	Wins	Losses	Sets	Games
1. [1] Juvan VAN NIEKERK	8	4	0	4 - 0 (100%)	28 - 4 (87.5%)
2. Lian VAN DER MERWE	6	3	1	3 - 1 (75%)	19 - 11 (63.33%)
3. Louis FOURIE	4	2	2	2 - 2 (50%)	12 - 15 (44.44%)
4. Gerrit BRISLEY	2	1	3	1 - 3 (25%)	11 - 15 (42.31%)
5. Joshua NEL	0	0	4	0 - 4 (0%)	2 - 27 (6.9%)

Box 2

				1.	2.	3.	4.	5.
TSA121084	FS		1. [2] DU TOIT Nicolas		9-1	10-0	7-0	7-1
TSA131088	FS		2. POTGIETER Ruben	1-9		4-5	1-6	5-1
TSA141031	FS		3. CLAASSENS LIEWAN	0-10	5-4		4-4	5-1
TSA131064	FS		4. WAGENAAR Wian	0-7	6-1	4-4		2-4
TSA131234	FS		5. VAN STRAATEN CJ	1-7	1-5	1-5	4-2	





Standings	Points	Wins	Losses	Sets	Games
1. [2] Nicolas DU TOIT	8	4	0	4 - 0 (100%)	33 - 2 (94.29%)
2. LIEWAN CLAASSENS	4	2	2	2 - 2 (50%)	14 - 19 (42.42%)
3. Wian WAGENAAR	4	2	2	2 - 2 (50%)	12 - 16 (42.86%)
4. Ruben POTGIETER	2	1	3	1 - 3 (25%)	11 - 21 (34.38%)
5. CJ VAN STRAATEN	2	1	3	1 - 3 (25%)	7 - 19 (26.92%)

Box 3

				1.	2.	3.	4.	5.
TSA131071	NC		1. [3] BARNARD Christiaan		7-1	4-3	9-0	7-0
TSA131111	FS		2. HEYNS Gerik	1-7		0-7	5-2	5-1
TSA121398	FS		3. NEL Nathan	3-4	7-0		8-1	3-1
TSA131212	FS		4. MOOLMAN Phillip	0-9	2-5	1-8		4-3
TSA141046	FS		5. DU PLESSIS Johandre	0-7	1-5	1-3	3-4	

Standings	Points	Wins	Losses	Sets	Games
1. [3] Christiaan BARNARD	8	4	0	4 - 0 (100%)	27 - 4 (87.1%)
2. Nathan NEL	6	3	1	3 - 1 (75%)	21 - 6 (77.78%)
3. Gerik HEYNS	4	2	2	2 - 2 (50%)	11 - 17 (39.29%)
4. Phillip MOOLMAN	2	1	3	1 - 3 (25%)	7 - 25 (21.88%)
5. Johandre DU PLESSIS	0	0	4	0 - 4 (0%)	5 - 19 (20.83%)

Box 4

				1.	2.	3.	4.	5.	6.
TSA121230	NC		1. [4] MODISE Kitso		9-0	9-0	6-0	8-0	9-0
TSA131309	FS		2. ZWIEGELAAR Evan	0-9		0-7	4-3	5-1	2-3
TSA131214	FS		3. MALHERBE Gerhard	0-9	7-0		3-2	7-0	5-1
TSA121103	FS		4. SNOOKE John	0-6	3-4	2-3		6-0	3-2
TSA121392	NC		5. STEINBERG Wilhelm	0-8	1-5	0-7	0-6		3-4
TSA121337	NC		6. VAN DEVENTER Markus	0-9	3-2	1-5	2-3	4-3	

Standings	Points	Wins	Losses	Sets	Games
1. [4] Kitso MODISE	10	5	0	5 - 0 (100%)	41 - 0 (100%)
2. Gerhard MALHERBE	8	4	1	4 - 1 (80%)	22 - 12 (64.71%)
3. John SNOOKE	4	2	3	2 - 3 (40%)	14 - 15 (48.28%)
4. Evan ZWIEGELAAR	4	2	3	2 - 3 (40%)	11 - 23 (32.35%)
5. Markus VAN DEVENTER	4	2	3	2 - 3 (40%)	10 - 22 (31.25%)
6. Wilhelm STEINBERG	0	0	5	0 - 5 (0%)	4 - 30 (11.76%)