






# Kloppers Tennis Toernooi Januarie 2018

## Girls u/12




### Box 1

		1.	2.	3.	4.	5.	6.	7.
	1. DU RAAN LOUIS-ANN		8-1	8-1	9-0	7-2	4-5	9-0
	2. MOOLMAN Leanie	1-8		0-9	4-5	1-8	2-7	6-3
	3. REYNDERS Anne	1-8	9-0		9-0	4-5	6-3	8-1
	4. BADENHORST Lienke	0-9	5-4	0-9		1-8	1-8	5-4
	5. DU PLESSIS Joanné	2-7	8-1	5-4	8-1		0-9	9-0
	6. VILJOEN Anke	5-4	7-2	3-6	8-1	9-0		9-0
	7. MISDORP Faith	0-9	3-6	1-8	4-5	0-9	0-9	

#### Standings

	Points	Wins	Losses	Sets	Games
1. LOUIS-ANN DU RAAN	10	5	1	5 - 1 (83.33%)	45 - 9 (83.33%)
2. Anke VILJOEN	10	5	1	5 - 1 (83.33%)	41 - 13 (75.93%)
3. Anne REYNDERS	8	4	2	4 - 2 (66.67%)	37 - 17 (68.52%)
4. Joanné DU PLESSIS	8	4	2	4 - 2 (66.67%)	32 - 22 (59.26%)
5. Leanie MOOLMAN	2	1	5	1 - 5 (16.67%)	14 - 40 (25.93%)
6. Lienke BADENHORST	4	2	4	2 - 4 (33.33%)	12 - 42 (22.22%)
7. Faith MISDORP	0	0	6	0 - 6 (0%)	8 - 46 (14.81%)



### Box 2

		1.	2.	3.	4.	5.	6.	7.
	1. RODRIGUES Flavia		0-9	0-9	1-8	3-6	0-9	0-9
	2. MOOLMAN Ilane	9-0		2-7	5-4	7-2	4-5	5-4
	3. VOLSCHENK Zané	9-0	7-2		5-4	6-3	5-4	5-4
	4. MINNAAR Lisa-Mari	8-1	4-5	4-5		8-1	2-7	6-3
	5. VORSTER Iné	6-3	2-7	3-6	1-8		3-6	5-4
	6. ENGELBRECHT Liane	9-0	5-4	4-5	7-2	6-3		8-1
	7. FOURIE Keevy-Ann	9-0	4-5	4-5	3-6	4-5	1-8	

#### Standings

	Points	Wins	Losses	Sets	Games
1. Liane ENGELBRECHT	10	5	1	5 - 1 (83.33%)	39 - 15 (72.22%)
2. Zané VOLSCHENK	12	6	0	6 - 0 (100%)	37 - 17 (68.52%)
3. Ilane MOOLMAN	8	4	2	4 - 2 (66.67%)	32 - 22 (59.26%)
4. Lisa-Mari MINNAAR	6	3	3	3 - 3 (50%)	32 - 22 (59.26%)
5. Keevy-Ann FOURIE	2	1	5	1 - 5 (16.67%)	25 - 29 (46.3%)
6. Iné VORSTER	4	2	4	2 - 4 (33.33%)	20 - 34 (37.04%)
7. Flavia RODRIGUES	0	0	6	0 - 6 (0%)	4 - 50 (7.41%)

Box 3

		1.	2.	3.	4.	5.	6.	7.
	1. VAN DEN BERG Elne		1-8	0-9	1-8	5-4	8-1	0-9
	2. VAN DER WESTHUIZEN Karla	8-1		3-6	8-1	9-0	9-0	1-8
	3. NIEUWENHUIS Mienke	9-0	6-3		9-0	8-1	9-0	4-5
	4. VAN ROOYEN Annika	8-1	1-8	0-9		6-3	6-3	0-9
	5. BOTHA Ermari	4-5	0-9	1-8	3-6		1-8	0-9
	6. STRAUSS Menike	1-8	0-9	0-9	3-6	8-1		0-9
	7. BADENHORST Marlia	9-0	8-1	5-4	9-0	9-0	9-0	

Standings

	Points	Wins	Losses	Sets	Games
1. Marlia BADENHORST	12	6	0	6 - 0 (100%)	49 - 5 (90.74%)
2. Mienke NIEUWENHUIS	10	5	1	5 - 1 (83.33%)	45 - 9 (83.33%)
3. Karla VAN DER WESTHUIZEN	8	4	2	4 - 2 (66.67%)	38 - 16 (70.37%)
4. Annika VAN ROOYEN	6	3	3	3 - 3 (50%)	21 - 33 (38.89%)
5. Elne VAN DEN BERG	4	2	4	2 - 4 (33.33%)	15 - 39 (27.78%)
6. Menike STRAUSS	2	1	5	1 - 5 (16.67%)	12 - 42 (22.22%)
7. Ermari BOTHA	0	0	6	0 - 6 (0%)	9 - 45 (16.67%)