






2017030 TSA Junior Nationals






GS 10

Box 1

| | | | | 1. | 2. | 3. | 4. | 5. | 6. | 7. |
|-----------|-----|-----------------------------------------------------------------------------------|----|----------------------|--------------|-----|-----|-----|-----|-----|
| TSA071054 | FS |  | 1. | VILJOEN Lené | | 0-9 | 3-6 | W/O | 2-7 | 8-1 |
| TSA071156 | FS |  | 2. | LE ROUX Donna | 9-0 | | 9-0 | 9-0 | 6-3 | 9-0 |
| TSA071134 | FS |  | 3. | DU PLESSIS Joanné | 6-3 | 0-9 | | 6-3 | 2-7 | 6-3 |
| TSA071079 | GC |  | 4. | ROOTHMAN Liné | Opponent W/O | 0-9 | 3-6 | | 1-8 | 7-2 |
| TSA071151 | GE |  | 5. | CHAPMAN Danielle | 7-2 | 3-6 | 7-2 | 8-1 | | 8-1 |
| TSA091012 | GN | | 6. | VAN ZYL Simoné | 1-8 | 0-9 | 3-6 | 2-7 | 1-8 | |
| TSA071110 | KZN | | 7. | KOENIG Grace | | 0-9 | 4-5 | 1-8 | 3-6 | W/O |

| Standings | Points | Wins | Losses | Sets | Games |
|----------------------|--------|------|--------|----------------|------------------|
| 1. Donna LE ROUX | 12 | 6 | 0 | 6 - 0 (100%) | 51 - 3 (94.44%) |
| 2. Danielle CHAPMAN | 10 | 5 | 1 | 5 - 1 (83.33%) | 39 - 15 (72.22%) |
| 3. Joanné DU PLESSIS | 8 | 4 | 2 | 4 - 2 (66.67%) | 25 - 29 (46.3%) |
| 4. Liné ROOTHMAN | 6 | 3 | 3 | 3 - 3 (50%) | 25 - 26 (49.02%) |
| 5. Grace KOENIG | 2 | 1 | 5 | 1 - 5 (16.67%) | 14 - 34 (29.17%) |
| 6. Lené VILJOEN | 2 | 1 | 5 | 1 - 5 (16.67%) | 13 - 35 (27.08%) |
| 7. Simoné VAN ZYL | 2 | 1 | 5 | 1 - 5 (16.67%) | 13 - 38 (25.49%) |

Box 2

| | | | | 1. | 2. | 3. | 4. | 5. | 6. | 7. | 8. |
|-----------|----|-------------------------------------------------------------------------------------|----|----------------------|-----|-----|-----|-----|-----|-----|-----|
| TSA071195 | FS | | 1. | BOTHA Lisa | | 1-8 | 7-2 | 9-0 | 0-9 | 9-0 | 6-3 |
| TSA071184 | FS | | 2. | THERON Ansone | 8-1 | | 8-1 | 8-1 | 0-9 | 5-4 | 6-3 |
| TSA071165 | FS |  | 3. | VAN DEVENTER Lana | 2-7 | 1-8 | | 5-4 | 0-9 | 8-1 | 2-7 |
| TSA081031 | GC |  | 4. | SELVAM BAILEY | 0-9 | 1-8 | 4-5 | | 0-9 | 2-7 | 1-8 |
| TSA071169 | GC |  | 5. | RUGARA Korona | 9-0 | 9-0 | 9-0 | 9-0 | | 9-0 | 8-1 |
| TSA071117 | GN |  | 6. | LOOTS Chloe | 0-9 | 4-5 | 1-8 | 7-2 | 0-9 | | 0-9 |
| TSA071051 | |  | 7. | VAN ROOYEN Marizé | 3-6 | 3-6 | 7-2 | 8-1 | 1-8 | 9-0 | |
| TSA091020 | NW | | 8. | VAN ZYL Jahnne | 5-4 | 2-7 | 6-3 | 8-1 | 0-9 | 8-1 | 2-7 |

| Standings | Points | Wins | Losses | Sets | Games |
|----------------------|--------|------|--------|----------------|------------------|
| 1. Korona RUGARA | 14 | 7 | 0 | 7 - 0 (100%) | 62 - 1 (98.41%) |
| 2. Ansone THERON | 12 | 6 | 1 | 6 - 1 (85.71%) | 42 - 21 (66.67%) |
| 3. Marizé VAN ROOYEN | 8 | 4 | 3 | 4 - 3 (57.14%) | 38 - 25 (60.32%) |
| 4. Lisa BOTHA | 8 | 4 | 3 | 4 - 3 (57.14%) | 36 - 27 (57.14%) |
| 5. Jahnne VAN ZYL | 8 | 4 | 3 | 4 - 3 (57.14%) | 31 - 32 (49.21%) |
| 6. Lana VAN DEVENTER | 4 | 2 | 5 | 2 - 5 (28.57%) | 21 - 42 (33.33%) |
| 7. Chloe LOOTS | 2 | 1 | 6 | 1 - 6 (14.29%) | 13 - 50 (20.63%) |
| 8. BAILEY SELVAM | 0 | 0 | 7 | 0 - 7 (0%) | 9 - 54 (14.29%) |

1/2 Playoff

Donna LE ROUX

Ansone THERON

Korona RUGARA

Danielle CHAPMAN

Donna LE ROUX

5-1

A3 FS Sun Apr 16, 9am

Korona RUGARA

5-1

3/4 Playoff

| | |
|------------------|----------------------|
| Ansone THERON | |
| Danielle CHAPMAN | Ansone THERON 5-0 |

5/6 Playoff

| | |
|-------------------|--------------------------|
| Joanné DU PLESSIS | |
| Lisa BOTHA | Lisa BOTHA 5-2 |
| Marizé VAN ROOYEN | Marizé VAN ROOYEN 5-2 |
| Liné ROTHMAN | Marizé VAN ROOYEN 5-1 |

7/8 Playoff

| | |
|-------------------|--------------------------|
| Joanné DU PLESSIS | |
| Liné ROTHMAN | Joanné DU PLESSIS 5-0 |

9/10 Playoff

| | |
|-------------------------|-----------------------|
| BYE | |
| E1 Lana VAN DEVENTER | Lana VAN DEVENTER |
| Jahnie VAN ZYL | Jahnie VAN ZYL 5-1 |
| E2 BYE | Jahnie VAN ZYL |

11/12 Playoff

| | |
|-----------|--|
| BYE | |
| F1 BYE | |