

2016 - Campeonato Nacional Absoluto de Squash 2016

Quadro Feminino

Main Draw

[1] Alexandra SANTOS

11-4, 11-3, 11-5

[15] Marta CRUZ OLIVEIRA

[1] Alexandra SANTOS

11-8, 11-7, 11-5

[1] Alexandra SANTOS

[9] Carolina CAMPOS

2-11, 6-11, 9-11

[7] Ana CARDOSO

[7] Ana CARDOSO

11-3, 9-11, 11-7, 13-11

[1] Alexandra SANTOS

[8] Raquel ASSUNÇÃO

5-11, 7-11, 5-11

[12] Ana MARQUES

[12] Ana MARQUES

3-11, 2-11, 3-11

[3] Beatriz DIAS

[16] Ana GAMA

4-11, 6-11, 5-11

[3] Beatriz DIAS

[3] Beatriz DIAS

3-11, 11-9, 5-11, 7-11

[2] Catarina NUNES

[4] Sara NEVES

11-0, 11-3, 11-2

[14] Laura OLIM

[4] Sara NEVES

11-7, 11-7, 6-11, 10-12, 11-8

[4] Sara NEVES

[10] Joana MARIA

3-11, 2-11, 8-11

[6] Iara GONÇALVES

[6] Iara GONÇALVES

8-11, 7-11, 3-11

[2] Catarina NUNES

[5] Maria Fátima NUNES DE SOU

11-2, 11-1, 11-2

[11] Sara BRANDÃO

[5] Maria Fátima NUNES DE SOU

4-11, 5-11, 8-11

[2] Catarina NUNES

[13] Sofia DOMINGUES

Walkover

[2] Catarina NUNES

[2] Catarina NUNES

Position 3-4

[3] Beatriz DIAS

8-11, 12-10, 11-6, 11-8

[3] Beatriz DIAS

[4] Sara NEVES

Position 5-8

[7] Ana CARDOSO

11-6, 11-7, 11-9

[12] Ana MARQUES

[7] Ana CARDOSO

11-7, 11-2, 11-9

[7] Ana CARDOSO

[6] Iara GONÇALVES (Ret.)

Retirement

[5] Maria Fátima NUNES DE SOU

[5] Maria Fátima NUNES DE SOU

Position 7-8

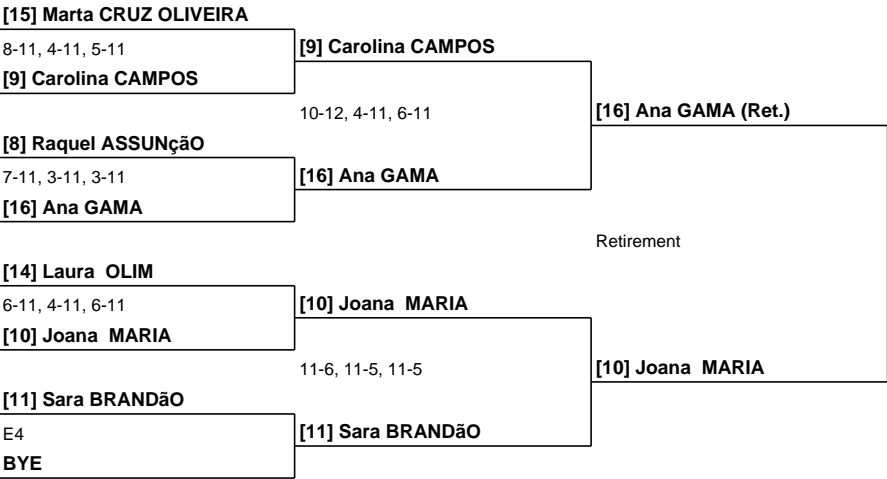
[12] Ana MARQUES

D1

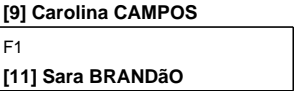
BYE

[12] Ana MARQUES

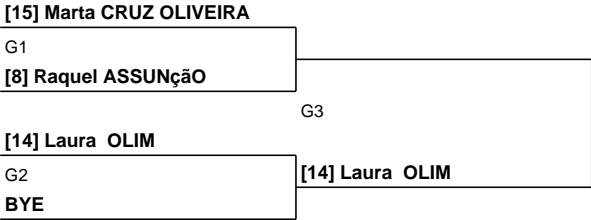
Position 9-16



Position 11-12



Position 13-16



Position 15-16

